

## **Level 1 Diploma Pre-enrolment Assignment**

The first unit of study in September will be unit 115 – forming woodworking joints.

To give you an understanding in this unit you are to:

- State 4 different types of woodworking joints.
- Give an example of where these joints can be used.
- List what tools you would need to form the joints.

Try and be descriptive with the names of the tools.

Name of joint	Possible uses	Tools required

Timber technology will be very important in your career as a Site Carpenter or Bench Joiner. The process of obtaining planks of timber can be split into processes. 2 of these processes are:

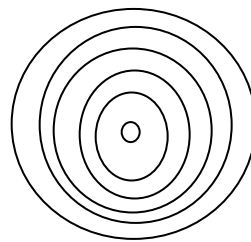
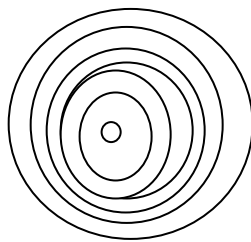
Conversion methods:

Methods of Seasoning:

Research and answer the following tasks.

Conversion methods:

Name and demonstrate 2 ways to convert a tree into planks of timber, draw on the cross sections of trees below:



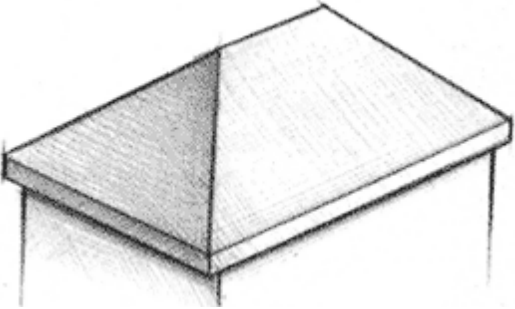
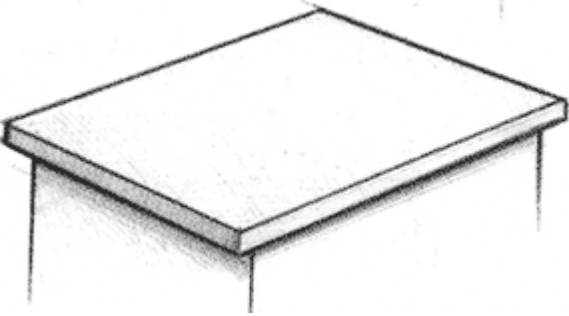
Identify how the following Seasoning methods are carried out:

Air Seasoning:

Kiln Seasoning

**Principles of Building**

In the table below, draw / correctly label the roof designs.

	Gabled Roof
	
	Lean To Roof
	

Staying safe in the work place is the responsibility of every employer and employee. Research the acronyms below. Give the acronym its full regulation name, and include a brief description of what that regulation covers. You may find [hse.gov.uk](http://hse.gov.uk) a useful website.

HASAWA

COSHH

PPE

WAHR